





# Bulletproof Rear Disc Guard

Part# AB-22072-BK/BL/R/S

Fits '07+ RR/RS/RR-S/X-Trainer/RX (excluding 125 RR-S)




1. Remove rear wheel



2. Remove brake pads from caliber

3. Remove caliber from stock brake carrier (11mm wrench).




4. Remove rubber boot from caliber guide pin

5. Remove brake pad wear plate from stock carrier. (Image 2)



6. Install rubber guide boot and carrier wear plate into new disk guard. (Image 3)

7. Install brake caliber to disk guard (use Loctite on bolt).



8. Install rear axle spacer to match the rear axle diameter, 20mm or 22mm. (Image 4)

9. Re-install brake pads and rear wheel